



THE BEST ROUTE TO TAKE IS YOUR

With so many auto manufacturers marching out a parade of parity products, it's hard not to blend in behind the wheel. But if you're one of the few who strive to be different, welcome. At Mitsubishi, we build cars for individuals. Drivers who choose to get where they're going in their own way. The 2017 Lancer embodies that bold spirit, offering a unique blend of our proven technologies and time-tested engineering. And while we're proud of our automotive heritage, we continue to move forward, while staying true to our independent convictions. After all, individuality is not a destination, but a journey. Drive on.



MOVING FIXATION

Go ahead. Stare. Lancer's streamlined style is captivating, but its appeal is more than skin deep. Despite the way it looks, Lancer was not designed merely to beguile the observer, but rather to cheat the wind. Its rigid, seam-welded unibody is both aerodynamic and strong. And while undeniably sleek, Lancer is also practical, with ample roof height and a proper hip point. So once you're done staring, it's easy to get in.





STREAMLINED STYLING

If you think Lancer looks like it was built for speed, you're right. But that sleek shape isn't just eye-catching. With a front fascia designed for smooth over and under airflow, Lancer enjoys enhanced stability too. Features like an available rear spoiler and standard 2-tone machine finish alloy wheels augment both its appearance and performance. In addition, the 2017 Lancer sports a boldly styled grille, available chrome beltline molding and LED Running Lights.

LED RUNNING LIGHTS

Perfectly complementing the halogen headlights on Lancer, the standard fog lights and LED Running Lights provide a bold accent to the clean lines of its front fascia.

HEATED SIDE VIEW MIRRORS WITH TURN SIGNALS

Lancer's side view mirrors provide an enhanced level of safety for you and those around you. Because they're heated, you won't have to worry about them frosting over in chilly conditions.



THE CRAFT OF COMFORT

From high-quality upholstery fabric to the soft touch upper door trim, Lancer's interior fit and finish provides a gratifying, upscale feel. The front center console offers a handy USB port. Available heated front seats provide both comfort and a commanding view. Lancer even offers the convenience of Automatic Climate Control. Indeed, the 2017 Lancer's interior is as hospitable as it is handsome.

MITSUBISHI MULTI-COMMUNICATION SYSTEM

Boasting a 7 in., high-definition touch-panel display, the intuitive Mitsubishi Multi-Communication System (MMCS) offers a host of advanced features. This available accessory includes a navigation system with 3D mapping, expanded point of interest (POI) information and road speed limit display, ECO routing and subscription-free real-time traffic, with Diamond Lane Guidance and Mapcare* that includes two annual map updates.

POWER GLASS SUNROOF

Sporting that blue-sky attitude is literally a breeze

PERFORMANCE

FIND YOUR MOTIVATION

Whether you're looking for practical economy or sporty acceleration, Lancer has your engine. There are two advanced aluminum-block MIVEC powerplants to choose from. The spirited 2.4-liter engine comes standard on every trim level, but for those who want higher gas mileage, the ES also offers a more fuel efficient 2.0-liter engine. Mated to either a 5-speed manual transmission (on the 2.0-liter ES) or our Continuously Variable Transmission (CVT), Lancer lets you take the winding road ahead in fast or frugal fashion.



COMMAND PERFORMANCE

When it comes to all-wheel drive systems, we've elevated the science to an art form. Lancer's available on-demand Electronically Controlled AWC (All-Wheel Control) is truly a marvel of engineering. Available on ES and standard on SE and SEL, this advanced system continually monitors the road and intelligently transfers power to the wheels with the most traction. This improves handling and performance — without compromising on efficiency. So whether you're driving on snow, in mud or simply demand topline performance on tight corners, you can rely on AWC to help keep you on track.

CONTINUOUSLY VARIABLE TRANSMISSION

Offering both performance and enhanced fuel economy, our Continuously Variable Transmission (CVT) is one of the smoothest drivetrains we have ever developed. It operates on a pulley system that allows infinite variability between the highest and lowest ratios. Instead of shifting gears, it adapts on the fly to changing vehicle speeds and keeps the engine running at optimum efficiency.

ELECTRIC POWER STEERING

On Lancer ES with the 2.0-liter engine, we've enhanced efficiency with advanced electric power steering. Without the constant burden of a belt-driven hydraulic pump, the engine is able to achieve better fuel efficiency. When the driver turns the steering wheel, the electric power steering system evaluates factors such as rate of rotation, position and vehicle speed to determine the amount of steering assist needed.



Lancer SE in Alloy Silver



2.0L MIVEC ENGINE

Standard on the ES (CVT), Lancer's base engine delivers an EPA-estimated 34 mpg highway.¹ Built on an aluminum block, the 2.0-liter powerplant features dual overhead cams. The key to its remarkable efficiency is Mitsubishi Innovative Valve-timing Electronic Control (MIVEC) technology. MIVEC varies the engine's breathing to achieve more torque, lower emissions and better fuel economy.

2.4L MIVEC ENGINE

Standard on the Lancer ES (with AWC), SE, and SEL, the 2.4-liter engine is also an aluminum-block engine with dual overhead cams, 16 valves and MIVEC. This "long-stroke" engine produces 168 hp and 167 lb.-ft. of torque. With a balanced torque to horsepower ratio, the responsive 2.4-liter engine provides quick and confident daily driving power.

ALL-WHEEL CONTROL DRIVE MODE SELECTOR

The available All-Wheel Control system allows the driver to select drive modes instantly, even while driving the vehicle. With a single touch of the Drive Mode Selector switch mounted on the console, you can choose from 2WD, 4WD AUTO or 4WD LOCK.

- 2WD This mode lets Lancer deliver performance, handling and fuel efficiency that approaches that of a conventional front engine, front-wheel drive car.
- 4WD AUTO This mode automatically distributes the proper amount of torque to all wheels for the driving conditions at hand. It helps maintain stability in strong winds, on slippery roads, and at highway speeds.



KNOWLEDGE IS CONFIDENCE

When it comes to safety, our goal is simple: continue to improve. Using this approach, we've armed Lancer with a host of advanced safety equipment, including active safety equipment to help you avoid trouble, and passive safety equipment should a collision prove unavoidable.



REARVIEW CAMERA

With visibility compromised, backing up a vehicle can be a safety concern. Lancer's standard rearview camera provides a measure of assurance as an image of the area directly behind the vehicle is displayed on the 6.1 in. display audio screen or the available 7 in. navigation screen.

ANTI-THEFT SECURITY ALARM SYSTEM WITH ENGINE IMMOBILIZER

This standard security system not only sounds off if the vehicle has been entered without the proper key, but also prevents the engine from running unless the key fob is present.

FAST-KEY PASSIVE ENTRY

Lancer's FAST-Key (Freehand Advanced Security Transmitter-Key) makes vehicle entry easy. This available feature lets you lock or unlock the doors by pressing a button on either the front door or, to open only the trunk, by pressing a button on the trunk itself. You can even start the engine with the keys tucked away in a pocket or purse.



SEVEN-AIRBAG SAFETY

Lancer's Supplemental Restraint System (SRS)² consists of seven airbags, including dual-stage front, front-seat side, and side curtain airbags. Lancer also features a standard driver-side knee airbag, which helps stabilize the legs and lower body of the driver in the event of a collision.

RISE UNIBODY CONSTRUCTION

Our Reinforced Impact Safety Evolution (RISE) unibody construction offers remarkable protection performance. The unibody is tremendously rigid and includes integrated energy absorbing crumple zones and strategically located reinforcements to help protect occupants in the event of a collision.

ACTIVE STABILITY CONTROL AND TRACTION CONTROL

One of the most significant advancements ever developed, this standard feature helps drivers maintain control in adverse conditions and during emergency maneuvers. Sensors monitor traction and work with the anti-lock braking system to counteract slipping. Applying the brakes on specific wheels, the system helps the vehicle track in the driver's intended direction.

ACCOMMODATION

SMART AND COMPATIBLE

From easy vehicle entry to hands-free functionality, Lancer is engineered to accommodate. Inside, you'll stay informed with the help of features like a color LCD multi-information display. And when it comes to entertainment, the standard FUSE Hands-free Link System™ delivers with fumble-free convenience.

AUTOMATIC CLIMATE CONTROL

Keep your hands on the wheel, and not on the AC controls. This standard comfort feature automatically helps keep the cabin temperature, fan speed and air source precisely to your liking.

TOUCH-PANEL DISPLAY AUDIO SYSTEM

This sleek system is standard on every Lancer. It incorporates a 6.1 in. touchscreen with a high-gloss black finish, uses app-like icons for easy navigation, and features HD Radio® and a rearview camera. The Touch-Panel Display Audio also lets you link to the FUSE Hands-free phone system, and features a phone dial screen and phone contact list importing.



COLOR LCD MULTI-INFORMATION DISPLAY

An easy-to-read trip computer provides you with helpful information like average speed and gas mileage, instant fuel economy, cruising range to empty, outside temperature and even maintenance reminder information.

FUSE HANDS-FREE LINK SYSTEM™ WITH USB PORT

Incorporating Bluetooth® 2.0 technology, FUSE allows you full use of your Bluetooth-enabled phone and lets you play music from your iPod® or other MP3 player and USB devices, hands free.^{4,5} Along with buttons on the steering wheel and touchscreen display, FUSE also utilizes advanced speech recognition technology, so you can operate selected features with voice commands when connected to the front center console's USB port. FUSE recognizes up to seven different mobile phones, syncing up with contact lists from each phone that's been paired with the system, and keeping the lists private to each user.

ROCKFORD FOSGATE® PREMIUM AUDIO SYSTEM

Lancer's available Rockford Fosgate® 710-watt audio system powers nine premium speakers including a 10 in., dual-voice subwoofer. The system incorporates an advanced Digital Signal Processor (DSP) and offers the listener PUNCH™ control over the subwoofer, sound field control over the image and staging of the system, and the latest Neural



EXTERIOR COLORS

ES 2.0L ES 2.4L SE 2.4L SEL

Diamond White Pearl



1/2 1 1 3

Alloy Silver



1 1 1 3

Mercury Gray



1 1 1 3

INTERIOR COLORS



1) Black Fabric 2) Beige Fabric



3) Black Leather

The numbers indicate interior colors / trims available with exterior vehicle color.

EXTERIOR COLORS

ES 2.0L ES 2.4L SE 2.4L SEL

Rally Red



1/2 1 1 3

Octane Blue




1 1 1 3

Labrador Black Pearl

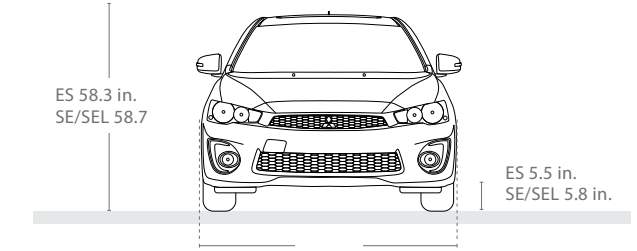


1/2 1 1 3



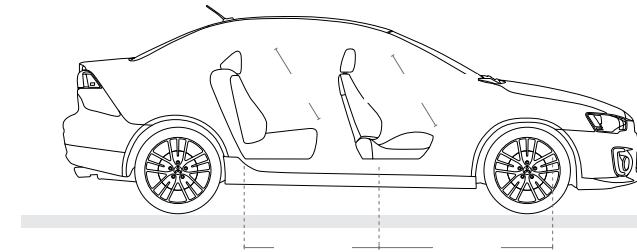
EXTERIOR DIMENSIONS

Overall length	182.1 in.
Wheelbase	103.7 in.
Track, front / rear	60.2 in.



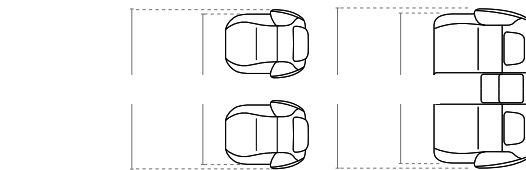
EXTERIOR DIMENSIONS

Overall height	58.3 in. (SE/SEL 58.7 in.)
Overall width	69.4 in.
Ground clearance	5.5 in. (SE/SEL 5.8 in.)



INTERIOR DIMENSIONS (SAE)

Front (with sunroof) / Rear head room	39.6 in. (38.5 in.)	36.9 in.
Front / Rear leg room	42.3 in.	36.1 in.
Front / Rear shoulder room	54.7 in.	54.3 in.
Front / Rear hip room	53.3 in.	54.1 in.



VOLUME (SAE)

Interior volume (with sunroof)	105.8 cu. ft. (104.3 cu. ft.)
Passenger volume (with sunroof)	93.5 cu. ft. (92.0 cu. ft.)
Cargo volume (with subwoofer)	12.3 cu. ft. (11.8 cu. ft.)

ENGINE	ES 2.0L	ES 2.4L	SE 2.4L	SEL
Type	2.0L I4 DOHC, 16-valve, Mitsubishi Innovative Valve-timing Electronic Control system (MIVEC)	2.4L I4 DOHC, 16-valve, Mitsubishi Innovative Valve-timing Electronic Control system (MIVEC)	2.4L I4 DOHC, 16-valve, Mitsubishi Innovative Valve-timing Electronic Control system (MIVEC)	2.4L I4 DOHC, 16-valve, Mitsubishi Innovative Valve-timing Electronic Control system (MIVEC)
Engine code	4B11	4B12	4B12	4B12
Materials	Aluminum block/aluminum cylinder	Aluminum block/aluminum cylinder	Aluminum block/aluminum cylinder	Aluminum block/aluminum cylinder
Bore x stroke	3.4 x 3.4 in.	3.5 x 3.8 in.	3.5 x 3.8 in.	3.5 x 3.8 in.
Compression ratio	10.0:1	10.5:1	10.5:1	10.5:1
Displacement	2.0L/1998cc	2.4L/2360cc	2.4L/2360cc	2.4L/2360cc
Horsepower (SAE)	148 @ 6,000 rpm	168 @ 6,000 rpm	168 @ 6,000 rpm	168 @ 6,000 rpm
Torque	145 lb-ft @ 4,200 rpm	167 lb-ft @ 4,100 rpm	167 lb-ft @ 4,100 rpm	167 lb-ft @ 4,100 rpm
Redline RPM	6,500	6,500	6,500	6,500
Emissions	Tier III Bin 160 / LEV II	Tier III Bin 160 / LEV II	Tier III Bin 160 / LEV II	Tier III Bin 160 / LEV II
Engine oil	0W-20	0W-20	0W-20	0W-20
Recommended fuel	Regular unleaded	Regular unleaded	Regular unleaded	Regular unleaded
Fuel system	MPI	MPI	MPI	MPI
TRANSMISSION				
5-speed manual transmission	STD	-	-	-
Continuously Variable Transmission automatic	OPT	STD	STD	STD
Front-wheel drive	STD	-	-	-
All-Wheel Control (AWC) electronically controlled 4WD system	-	STD	STD	STD
AWC drive-mode selector (2WD/4WD Auto/4WD Lock)	-	STD	STD	STD

SUSPENSION	ES 2.0L	ES 2.4L	SE 2.4L	SEL
Front	MacPherson strut with stabilizer bar	MacPherson strut with stabilizer bar	MacPherson strut with stabilizer bar	MacPherson strut with stabilizer bar
Rear	Multi-link type suspension	Multi-link type suspension with stabilizer bar	Multi-link type suspension with stabilizer bar	Multi-link type suspension with stabilizer bar
STEERING				
Turning circle (curb to curb)	32.8 ft.	32.8 ft.	32.8 ft.	32.8 ft.
BRAKES/WHEELS/TIRES				
Front brakes	Ventilated disc, 10.9 in.	Ventilated disc, 10.9 in.	Ventilated disc, 10.9 in.	Ventilated disc, 10.9 in.
Rear brakes	Disc, 10.3 in.	Disc, 10.3 in.	Disc, 10.3 in.	Disc, 10.3 in.
Anti-lock brakes	4-channel, 4-sensor with Electronic Brake-force Distribution (EBD)	4-channel, 4-sensor with Electronic Brake-force Distribution (EBD)	4-channel, 4-sensor with Electronic Brake-force Distribution (EBD)	4-channel, 4-sensor with Electronic Brake-force Distribution (EBD)
Wheels	16 in. aluminum alloy	16 in. aluminum alloy	18 in. aluminum alloy	18 in. aluminum alloy
Tire size	P205 / 60R16	P205 / 60R16	P215 / 45R18	P215 / 45R18
CAPACITIES				
Fuel	15.5 gallons	14.5 gallons	14.5 gallons	14.5 gallons
WEIGHTS				
Curb weight CVT (SMT)	2,954 lbs. (2,888 lbs.)	3,142 lbs.	3,142 lbs.	3,142 lbs.
FUEL ECONOMY¹				
City (SMT)	27 (24) mpg	23 mpg	23 mpg	23 mpg
Highway (SMT)	34 (33) mpg	30 mpg	30 mpg	30 mpg
Combined (SMT)	30 (28) mpg	26 mpg	26 mpg	26 mpg

[-] NOT AVAILABLE [STD] STANDARD [OPT] FACTORY PACKAGE

[ACC] ACCESSORY

FEATURES AND OPTIONS SUBJECT TO CHANGE WITHOUT NOTICE.



EXTERIOR FEATURES	ES 2.0L	ES 2.4L	SE 2.4L	SEL	CONVENIENCE FEATURES	ES 2.0L	ES 2.4L	SE 2.4L	SEL
LED running lights	STD	STD	STD	STD	MMCS Navigation system with 7 in. high-definition touch-panel, voice command, 3D mapping, point-of-interest information, real-time traffic, and Mapcare*	ACC	ACC	ACC	ACC
Auto on/off headlights	-	-	-	STD					
Fog lights	STD	STD	STD	STD					
Rear wing spoiler	ACC	ACC	ACC	ACC					
Rear lip spoiler	ACC	ACC	ACC	ACC	710-watt AM/FM/CD/MP3 Rockford Fosgate® premium sound system with 9 speakers including 10 in. dual-voice coil subwoofer with Punch Control®, DTS® Neural Surround, PremiDIA-WIDE® surround, and Dolby® Volume®	OPT	-	-	OPT
Side air dams	STD	STD	STD	STD					
Roof carrier plug-in accommodation	-	STD	STD	STD					
Color-keyed folding power side view mirrors with turn	STD	STD	STD	STD					
Heated side view mirrors	STD	STD	STD	STD	6.1 in. touch-panel display audio system	STD	STD	STD	STD
Sport front grille and bumper	STD	STD	STD	STD	140-watt AM/FM/CD/MP3 audio system with 6 speakers	-	-	STD	STD
Front grille with chrome accents	STD	STD	STD	STD	140-watt AM/FM/CD/MP3 audio system with 4 speakers	STD	STD	-	-
Short pole antenna	STD	STD	STD	STD	SiriusXM® Satellite Radio with 3-mo. pre-paid subscription ³	OPT	-	STD	STD
AWC badge	-	STD	STD	STD	Digital HD Radio*	STD	STD	STD	STD
Power glass sunroof with tilt and slide	OPT	-	-	OPT	FUSE Hands-free Link System™ with Bluetooth® technology	STD	STD	STD	STD
Rain-sensing windshield wipers	-	-	-	STD	Rearview camera system	STD	STD	STD	STD
Front windshield variable intermittent wipers and washers	STD	STD	STD	-	Auto-dimming rearview mirror	-	-	-	STD
Rear window defroster with timer	STD	STD	STD	STD	Steering wheel-mounted audio, cruise control, and Bluetooth® hands-free system controls ⁴	STD	STD	STD	STD
18 in. machine finish 2-tone alloy wheels	-	-	STD	STD	FAST-Key passive entry system with panic alarm feature	-	-	STD	STD
16 in. machine finish 2-tone alloy wheels	STD	STD	-	-	Keyless entry with panic alarm feature	STD	STD	-	-

INTERIOR FEATURES	ES 2.0L	ES 2.4L	SE 2.4L	SEL	SAFETY & SECURITY	ES 2.0L	ES 2.4L	SE 2.4L	SEL
Color LCD multi-information display	STD	STD	STD	STD	Anti-lock Braking System (ABS) with Electronic Brakeforce Distribution (EBD) and brake assist	STD	STD	STD	STD
High-contrast speedometer/tachometer gauge cluster	STD	STD	STD	STD	Active Stability Control (ASC)	STD	STD	STD	STD
Leather seating surfaces	-	-	-	STD	Traction Control Logic (TCL)	STD	STD	STD	STD
Deluxe fabric seating surfaces	STD	STD	STD	-	Tire Pressure Monitoring System (TPMS)	STD	STD	STD	STD
Heated front seats	-	-	STD	STD	Front and rear side SRS curtain airbags ²	STD	STD	STD	STD
6-way adjustable driver's seat	STD	STD	STD	STD	Front seat-mounted SRS side airbags ²	STD	STD	STD	STD
4-way adjustable front passenger seat	STD	STD	STD	STD	Driver's side SRS knee airbag ²	STD	STD	STD	STD
60/40 split folding high-back rear seat	STD	STD	STD	STD	Advanced dual-stage SRS front airbags with occupant seat position sensors ²	STD	STD	STD	STD
Automatic climate control	STD	STD	STD	STD	Anti-theft security alarm system	STD	STD	STD	STD
Leather-wrapped steering wheel with silver accent	-	-	-	STD	Anti-theft engine immobilizer	STD	STD	STD	STD
Urethane-wrapped steering wheel with silver accent	STD	STD	STD	-	RISE body construction	STD	STD	STD	STD
Leather-wrapped shift knob	-	-	-	STD					
Urethane shift knob	STD	STD	STD	-					

FACTORY PACKAGES	ACCESSORY PACKAGES	ACCESSORIES
Sun & Sound Package (2.0L ES CVT & SEL only)	Navigation System Package:	Interior Package
· Power glass sunroof with tilt and slide	· MMCS Navigation system with 7 in. high-definition touch-panel, voice command, 3D mapping, point-of-interest information, real-time traffic, and Mapcare* includes two annual map updates (replaces standard audio system head unit)	· Aluminum shift knob
· 710-watt Rockford-Fosgate® premium sound system with 9 speakers including 10 in. dual-voice coil subwoofer with Punch Control®, DTS® Neural Surround, PremiDIA-WIDE® surround and Dolby® Volume®		· Aluminum brake handle
· SiriusXM® Satellite Radio with 3-month subscription (2.0L ES CVT only) ³	All-Weather Package	Popular Equipment Package
	· Remote engine start	· Alloy fuel door
	· All-weather floor mats	· Scuff plates
	· Rear mudguards	· Trunk mat
		LED Illumination Package
		· LED floor illumination (blue)
		· Interior lights

FOOTNOTES

- EPA estimates are to be used as a standardized comparison with other vehicles. Your actual mileage will vary depending on how you drive and maintain your vehicle.
- Airbags are part of a Supplemental Restraint System (SRS). To decrease the risk of injury from a deploying airbag, always wear your seat belt, sit upright in the middle of the seat, and do not lean against the door. Always place children 12 and under in the rear seat and use appropriate child restraints. Never place a rear-facing infant restraint in the front seat. See your Owner's Manual and instructions provided with your child restraint for additional information.
- SiriusXM services require a subscription sold separately, or as a package, by Sirius XM Radio Inc. If you decide to continue service after your trial, the subscription plan you choose will automatically renew thereafter and you will be charged according to your chosen payment method at then-current rates. Fees and taxes apply. To cancel you must call SiriusXM at 1-866-635-2349. See SiriusXM Customer Agreement for complete terms at www.siriusxm.com. All fees and programming subject to change. Sirius, XM, SiriusXM and all related marks and logos are trademarks of Sirius XM Radio Inc.
- The Bluetooth® word mark and logos are owned by the Bluetooth SIG, Inc., and any use of such marks by Mitsubishi is under license.
- iPod® is a registered trademark of Apple, Inc.
- ©2015 Rockford Corporation. All Rights Reserved. ROCKFORD FOSGATE, PUNCH and associated logos, where applicable, are registered trademarks of Rockford Corporation in the United States and/or other countries. Specifications

WARRANTY See retailer for limited warranty and roadside assistance terms and conditions.

Powertrain	10-year/100,000-mile limited	The 10-year/100,000-mile Powertrain Limited Warranty applies only to the original owner of new, retailed 2017 models purchased from an authorized Mitsubishi dealer. Subsequent owners receive the balance of the New Vehicle Limited Warranty of 5 years/60,000 miles. Different coverage applies to the Mitsubishi i-MiEV. The Mitsubishi i-MiEV has a 3-year/36,000-mile coverage for New Vehicles and 5-year/60,000-mile coverage for Powertrain Limited Warranty.	Mitsubishi Motors North America, Inc. 6400 Katella Ave., Cypress, CA 90630-0064 1-888-MITSU2017
Basic	5-year/60,000-mile limited		
Anti-corrosion/perforation	7-year/100,000-mile		
Roadside assistance	5-year/unlimited mile		
	3-year/36,000-mile (i-MiEV only)		

Log on to our website and browse our full lineup of new vehicles, get MSRP and customer rebate information and "build" the Mitsubishi that's right for you. The site can help you locate your nearest dealer - or even have a dealer contact you.

Technical data, equipment and options shown are based on the latest information available at the time of printing and are subject to change without notice. Colors may vary due to the printing process. Exterior and interior lights on vehicles shown may be illuminated for illustration purposes only. Vehicles are shown with optional equipment. Not all equipment is available on every model. For more complete details about equipment configuration and Mitsubishi Genuine Accessories, please contact your Mitsubishi Retailer.

MITSUBISHICARS.com

[-] NOT AVAILABLE [STD] STANDARD [OPT] FACTORY PACKAGE

[ACC] ACCESSORY

FEATURES AND OPTIONS SUBJECT TO CHANGE WITHOUT NOTICE.





FIND YOUR OWN LANE



At Mitsubishi Motors, we believe not all drivers are created equal. So we build our vehicles for a different breed of driver, the fearless ones who take pride in what they drive, and refuse to drive more of the same. It's obvious to us that people who truly want distinctive styling and the latest technology see past the procession of bland imitations. We believe that every vehicle we make should stand for something. Something more than expected. And that's why we don't build Mitsubishi cars for stereotypes. We build them for you.

